



DeliverHealth

eScript One Mobile for iOS v3.24 Release Notes

What's New?

DeliverHealth is pleased to announce the release of eScription One Mobile for iOS v3.24. This release includes enhancements to the Patient Displays feature released in v3.23. Patient Displays allow administrators to customize which fields are displayed based on a transcription's selected document type. Several minor bug fixes are also included.

Read-Only Fields Grayed Out

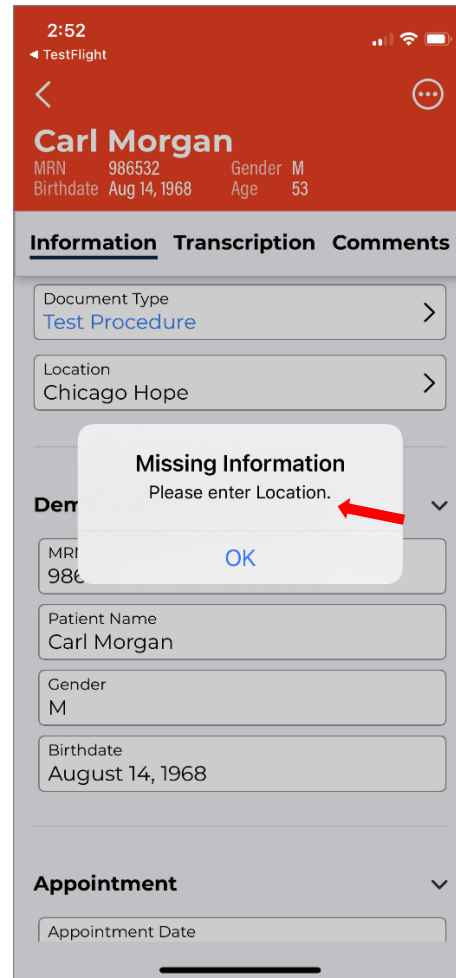
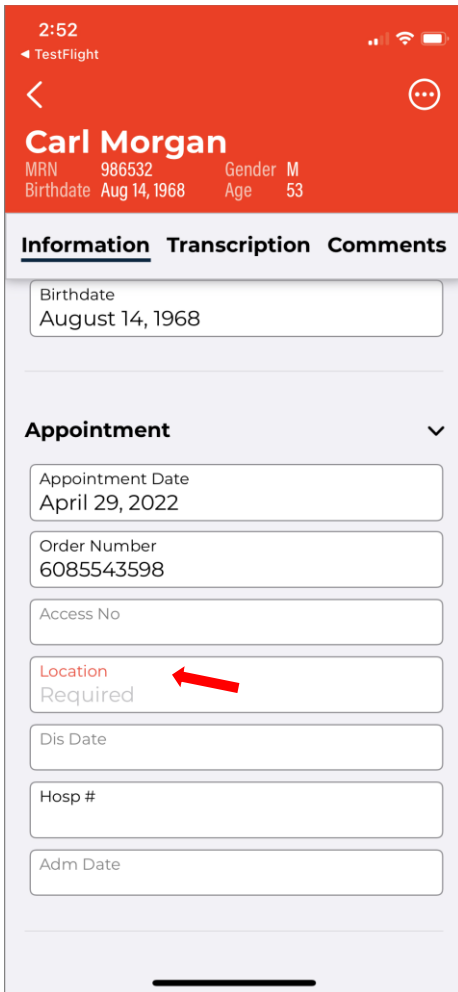
If a document type includes read-only fields, these fields will now appear on the screen in a light gray color and cannot be edited.

The screenshot shows a mobile application interface for a patient named Peter Robbins. The top status bar displays the time 2:49 and the signal strength indicator. The app header is red with a back arrow and a menu icon. The patient's name, MRN (55647), Gender (M), Birthdate (Feb 1, 2012), and Age (10) are displayed. Below the patient information, there are three tabs: Information, Transcription, and Comments. The Information tab is selected. Under the Appointment section, there are several input fields: Appointment Date, Order Number (4321), Access No (34221), Location (22), Dis Date (2/16/2012), Hosp # (43), and Adm Date. Red arrows point to the Access No, Dis Date, and Adm Date fields, indicating they are read-only. Below the Appointment section, there is a Dictation Information section with a Folder field.

Required Fields

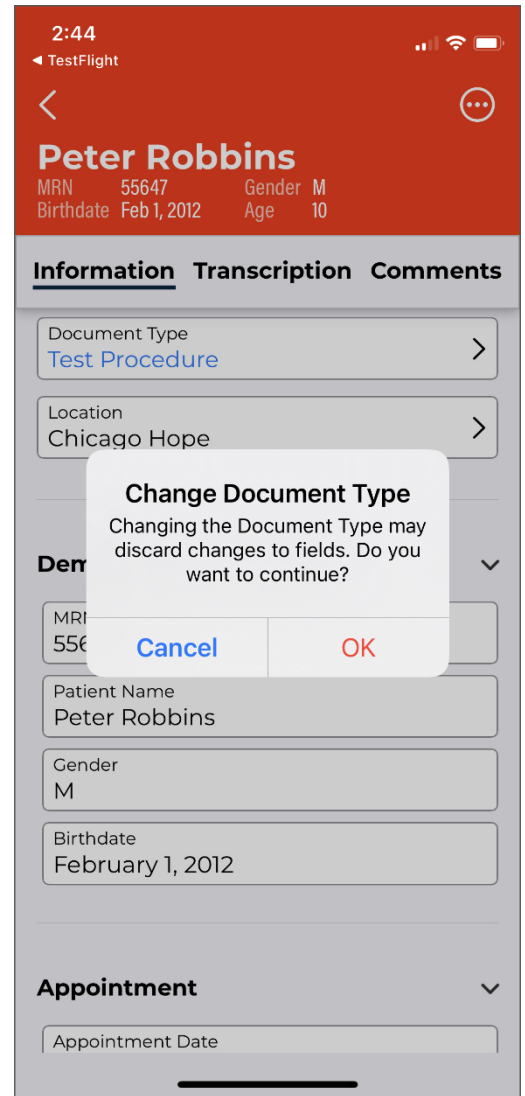
The app will now check for required fields when saving or completing transcriptions. If one or more required fields is not filled out, a message appears indicating which ones. Names of required fields appear in red text.

Note: At this time, Patient Displays only support the required fields setting for user fields.



New Message When Switching Doc Types

When switching document types, users will now receive a message indicating that changes to fields may be discarded.



Application Requirements

- Any iOS device with iOS 15.2 or greater. Open 'Settings' and tap 'About' then 'Software Version' to confirm that the OS installed is version 15.2+.
- Internet Access through a wireless Local Area Network (LAN) connection or through a phone service provider. It is strongly recommended to use a Wi-Fi LAN connection when uploading dictations. Minimum bandwidth: LTE/4G data connection; recommended is stable Wi-Fi.
- Communicates over port 443 to <https://mobile.escription-one.com> using TLS 1.2.